



Kindergarten Enrollment for New Students to CCS

Enrollment Steps

1. [Review Important Dates](#)
2. Gather [Required Enrollment Documents](#)
3. Complete [Online Registration/Speedy Pass](#)
4. Schedule a Virtual Enrollment Appointment
 - The link to schedule an appointment is found on the last page of the Online Registration.
 - Fill out the information and choose a date and time that works for you.
 - Prior to your appointment, you will receive a Zoom link via email to log in to your Virtual Enrollment Appointment.
5. Attend Virtual Enrollment Appointment with your Enrollment Specialist
 - The Enrollment Specialist will review the Online Registration with you.
 - They will enroll your student in the school of address.
 - They will upload the required enrollment documents that you have provided.
 - They will answer any questions you have about enrolling your child into Columbus City Schools.
6. Following the appointment, you will receive your activation code for the [Parent Portal](#)
 - The Parent Portal will allow you to view your student's data (such as grades, attendance, schedules...)

Click the Speedy Pass button and Begin Your Online Enrollment!

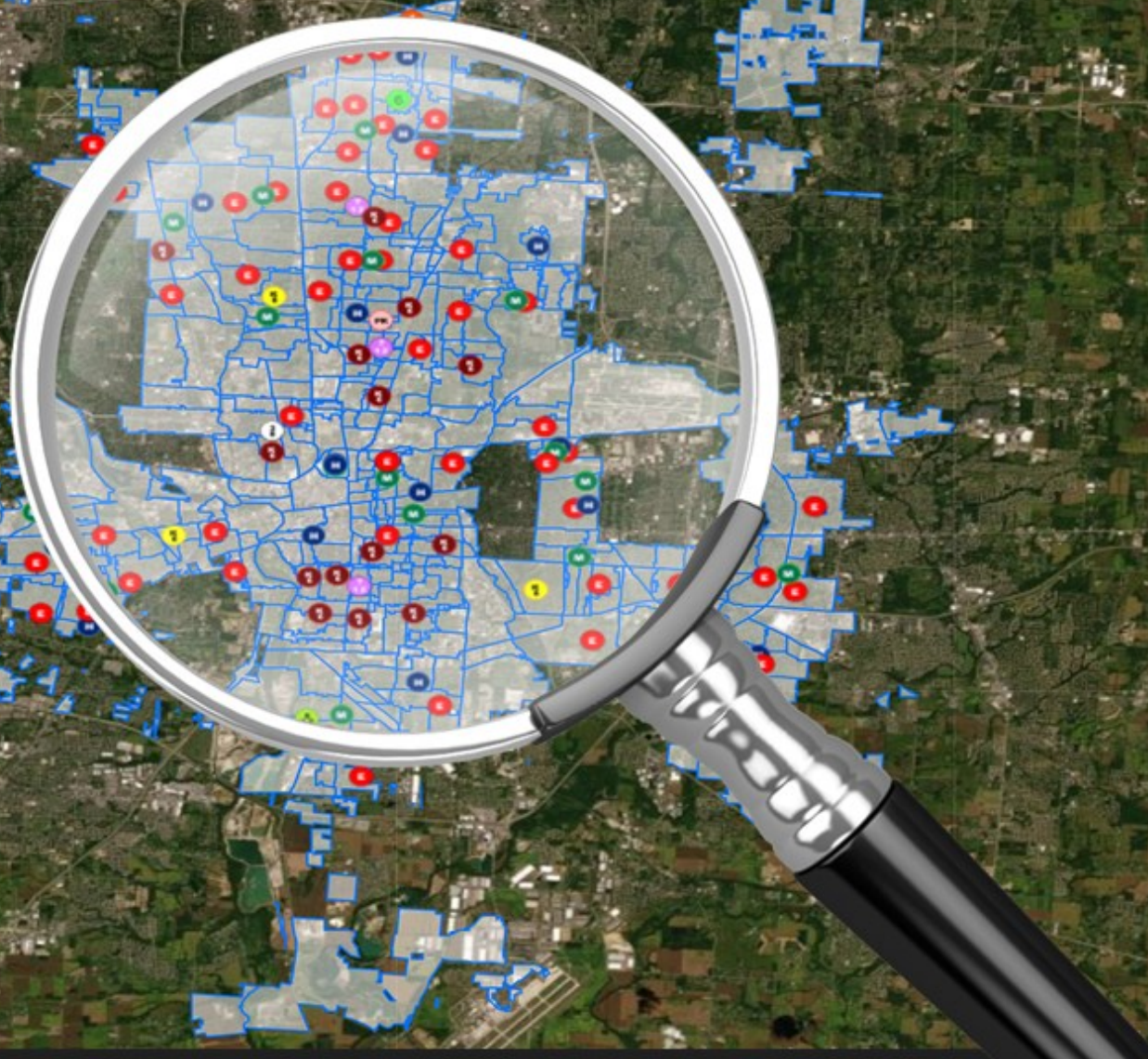



Please review the Enrollment Information below and then [click on the Speedy Pass button or here to begin your enrollment.](#)

Kindergarten Enrollment

General Ed. students currently enrolled in CCS for Pre-K will automatically be enrolled in their school of address for Kindergarten.





Educational Opportunities

Did you know that 70% of students received an offer to at least one of their applied schools for this school year?





Which school is the best school for my child?

Fair Date

- Elementary Virtual School Choice Fair –
 - ❖ February 7th from 6:00 – 7:30
- Watch the school videos on website to find out about each school



Which school is “right” for our family?



Things to Consider:

- Child's particular interest or talent in reading and writing, the arts, foreign languages or cultures
- Learning style – formal vs. informal setting
- Transportation
- Special Education Services
- Before-school or after-school latchkey program
- Proximity to a daycare provider

Parent Portal Account

Families must be enrolled or have completed the enrollment process to create a Parent Portal account.



If you already have a Parent Portal account and do not remember your username/ password nor the recovery email address you used when you signed up, please email a picture ID with your child's name and date of birth to:

parentportalaccess@columbus.k12.oh.us

Submit the application electronically through the School Choice link in the Parent Portal.



How does the Lottery work?

All “on-time” applications for each grade and school are randomly assigned a number between 1 and the total number of applications.

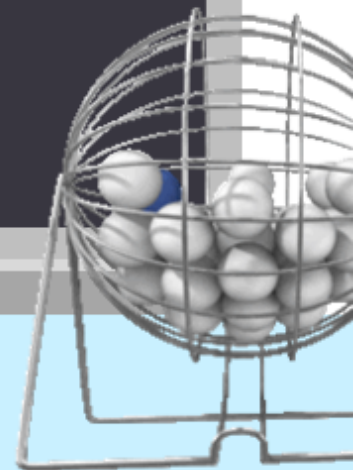
1

3

82

4

22



Lottery capacity for non-100% lottery schools :

22:1 Kindergarten

Contract capacity per classroom minus 3 for 1st – 5th grades

80% 6th and 9th grade

90% 7th, 8th and 10th-12th

School Choice Offers:

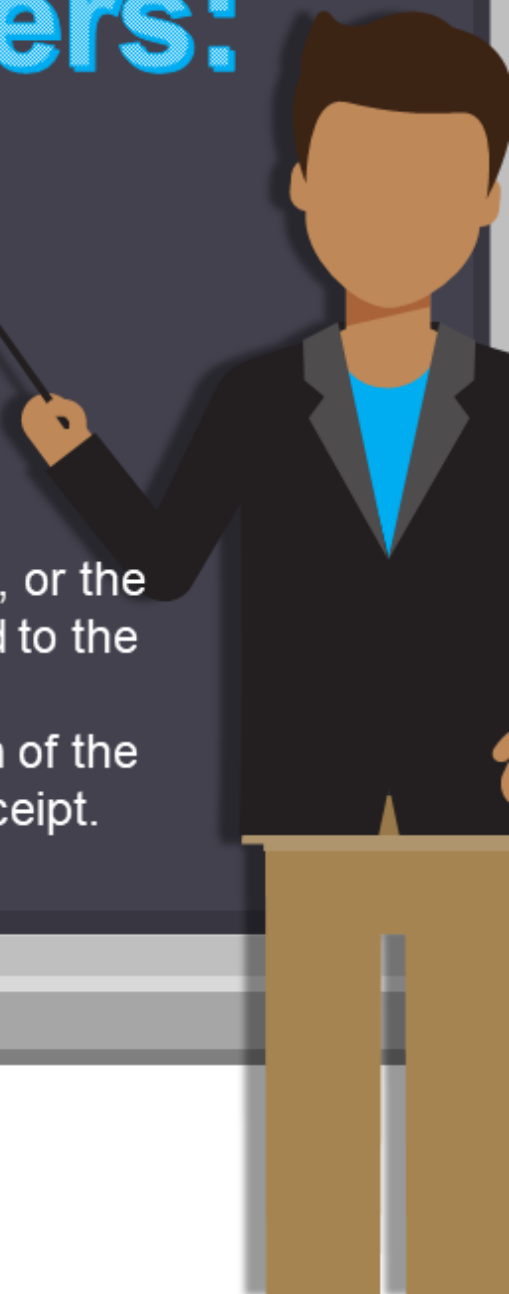


Parents receive an email and an auto dialer alerting them of the results. View waitlist numbers, accept/decline offers through the Parent Portal.

Vital for email/phone number to be accurate!



- Parents have **2 days to accept the offer**, or the offer is automatically declined and offered to the next student on the waitlist.
- Late applications are added to the bottom of the lottery waitlist in the date time order of receipt.



Things to consider before accepting an offer:

Once an acceptance is made, the student is committed to that building. All other applications are canceled and their seat in the previous school or home school is offered to other students.



Things to consider before accepting an offer:

There is never a guarantee that siblings can be kept together when accepting a lottery placement.



Once the original lottery responses are processed, any seats not accepted will be offered to siblings on the waitlist in the order the siblings were drawn in the lottery for all Elementary schools. Once all siblings on the waitlist have been placed, the non- sibling waitlist will resume.

Things to consider before accepting an offer:

Transportation Needs

For additional transportation information for School Choice Lottery, please see the School Choice website.



- 2 miles from the school to receive a school bus
- If elementary or middle school applicants are applying outside of their community, transportation will be the responsibility of the parent.
- The School Choice alerts them that transportation will not be provided if applying outside of community.

Is there anything I can do to make sure the process runs smoothly for my child's application?



1. Make sure your Parent Portal reflects the correct email and phone numbers

Corrections needed? Families can update their information via the Family Information link in the Parent Portal. Submit the Annual Update via the Parent portal for address or household members corrections.



2. Make sure to check your voicemail, email or Parent Portal frequently.

Questions



Contact School Choice:

614-365-7459

schoolchoice@columbus.k12.oh.us

